








**JHW32941**  
**1/2 Drive Shallow Socket Set, 6**  
**Point, Metric, 10 Pieces**



PRODUCT DETAILS

- Includes 1/2 Drive Shallow 6 Point Socket
  - Sizes: 9 to 24 mm
- SUPERTORQUE® lobular openings for greater turning power without deforming the fastener
  - Designed for quick engagement on both 6 point fasteners

PRODUCT ATTRIBUTES

Product					
JHW32941	24	16-1/2 in	5-1/2 in	3 in	7.5 lb

## SET CONTENT



**1/2 Drive Shallow Socket, High  
Polished Chrome Finish, 6 Point 9  
mm**  
JHW32509



**1/2 Drive Shallow Socket, High  
Polished Chrome Finish, 6 Point 10  
mm**  
JHW32510



**1/2 Drive Shallow Socket, High  
Polished Chrome Finish, 6 Point 11  
mm**  
JHW32511



**1/2 Drive Shallow Socket, High  
Polished Chrome Finish, 6 Point 12  
mm**  
JHW32512



**1/2 Drive Shallow Socket, High  
Polished Chrome Finish, 6 Point 13  
mm**  
JHW32513



**1/2 Drive Shallow Socket, High  
Polished Chrome Finish, 6 Point 14  
mm**  
JHW32514



**1/2 Drive Shallow Socket, High  
Polished Chrome Finish, 6 Point 15  
mm**  
JHW32515



**1/2 Drive Shallow Socket, High  
Polished Chrome Finish, 6 Point 16  
mm**  
JHW32516



**1/2 Drive Shallow Socket, High  
Polished Chrome Finish, 6 Point 17  
mm**  
JHW32517



**1/2 Drive Shallow Socket, High  
Polished Chrome Finish, 6 Point 18  
mm**  
JHW32518



**1/2 Drive Shallow Socket, High  
Polished Chrome Finish, 6 Point 19  
mm**  
JHW32519



**1/2 Drive Shallow Socket, High  
Polished Chrome Finish, 6 Point 20  
mm**  
JHW32520



**1/2 Drive Shallow Socket, High  
Polished Chrome Finish, 6 Point 21  
mm**  
JHW32521



**1/2 Drive Shallow Socket, High  
Polished Chrome Finish, 6 Point 22  
mm**  
JHW32522



**1/2 Drive Shallow Socket, High  
Polished Chrome Finish, 6 Point 23  
mm  
JHW32523**



**1/2 Drive Shallow Socket, High  
Polished Chrome Finish, 6 Point 24  
mm  
JHW32524**



**1/2 Drive Shallow Socket, High  
Polished Chrome Finish, 6 Point 25  
mm  
JHW32525**



**1/2 Drive Shallow Socket, High  
Polished Chrome Finish, 6 Point 26  
mm  
JHW32526**



**1/2 Drive Shallow Socket, High  
Polished Chrome Finish, 6 Point 27  
mm  
JHW32527**



**1/2 Drive Shallow Socket, High  
Polished Chrome Finish, 6 Point 28  
mm  
JHW32528**



**1/2 Drive Shallow Socket, High  
Polished Chrome Finish, 6 Point 29  
mm  
JHW32529**



**1/2 Drive Shallow Socket, High  
Polished Chrome Finish, 6 Point 30  
mm  
JHW32530**



**1/2 Drive Shallow Socket, High  
Polished Chrome Finish, 6 Point 32  
mm  
JHW32532**



**1/2 Drive Shallow Socket, High  
Polished Chrome Finish, 6 Point 36  
mm  
JHW32536**