








JHW32943
1/2 Drive Shallow Socket Set, 6
Point, Metric, 16 Pieces

PRODUCT DETAILS

- Includes 1/2 Drive Shallow 6 Point Socket
- Sizes: 9 to 36 mm
- SUPERTORQUE® lobular openings for greater turning power without deforming the fastener
- Designed for quick engagement on both 6 point fasteners

PRODUCT ATTRIBUTES

Product					
JHW32943	16	12-1/2 in	3-1/2 in	3 in	3.23 lb

SET CONTENT



1/2 Drive Shallow Socket, High Polished Chrome Finish, 6 Point 9 mm
JHW32509



1/2 Drive Shallow Socket, High Polished Chrome Finish, 6 Point 10 mm
JHW32510



1/2 Drive Shallow Socket, High Polished Chrome Finish, 6 Point 11 mm
JHW32511



1/2 Drive Shallow Socket, High Polished Chrome Finish, 6 Point 12 mm
JHW32512



1/2 Drive Shallow Socket, High Polished Chrome Finish, 6 Point 13 mm
JHW32513



1/2 Drive Shallow Socket, High Polished Chrome Finish, 6 Point 14 mm
JHW32514



1/2 Drive Shallow Socket, High Polished Chrome Finish, 6 Point 15 mm
JHW32515



1/2 Drive Shallow Socket, High Polished Chrome Finish, 6 Point 16 mm
JHW32516



1/2 Drive Shallow Socket, High Polished Chrome Finish, 6 Point 17 mm
JHW32517



1/2 Drive Shallow Socket, High Polished Chrome Finish, 6 Point 18 mm
JHW32518



1/2 Drive Shallow Socket, High Polished Chrome Finish, 6 Point 19 mm
JHW32519



1/2 Drive Shallow Socket, High Polished Chrome Finish, 6 Point 20 mm
JHW32520



1/2 Drive Shallow Socket, High Polished Chrome Finish, 6 Point 21 mm
JHW32521



1/2 Drive Shallow Socket, High Polished Chrome Finish, 6 Point 22 mm
JHW32522



**1/2 Drive Shallow Socket, High
Polished Chrome Finish, 6 Point 23
mm**
JHW32523



**1/2 Drive Shallow Socket, High
Polished Chrome Finish, 6 Point 24
mm**
JHW32524