








JHW32947
1/2 Drive Deep Socket Set, 6 Point,
Metric 16 Piece



PRODUCT DETAILS

- Includes 1/2 Drive Deep 6 Point Sockets
- Sizes: 9 to 24 mm
- SUPERTORQUE® lobular openings for greater turning power without deforming the fastener
- Designed for quick engagement on both 6 and 12 point fasteners

PRODUCT ATTRIBUTES

Product					
JHW32947	16	16-1/2 in	5-1/2 in	3 in	5.8 lb

SET CONTENT



**1/2 Drive Deep Socket, High
Polished Chrome Finish, 6 Point 9
mm**
JHW32709



**1/2 Drive Deep Socket, High
Polished Chrome Finish, 6 Point 10
mm**
JHW32710



**1/2 Drive Deep Socket, High
Polished Chrome Finish, 6 Point 11
mm**
JHW32711



**1/2 Drive Deep Socket, High
Polished Chrome Finish, 6 Point 12
mm**
JHW32712



**1/2 Drive Deep Socket, High
Polished Chrome Finish, 6 Point 13
mm**
JHW32713



**1/2 Drive Deep Socket, High
Polished Chrome Finish, 6 Point 14
mm**
JHW32714



**1/2 Drive Deep Socket, High
Polished Chrome Finish, 6 Point 15
mm**
JHW32715



**1/2 Drive Deep Socket, High
Polished Chrome Finish, 6 Point 16
mm**
JHW32716



**1/2 Drive Deep Socket, High
Polished Chrome Finish, 6 Point 17
mm**
JHW32717



**1/2 Drive Deep Socket, High
Polished Chrome Finish, 6 Point 18
mm**
JHW32718



**1/2 Drive Deep Socket, High
Polished Chrome Finish, 6 Point 19
mm**
JHW32719



**1/2 Drive Deep Socket, High
Polished Chrome Finish, 6 Point 20
mm**
JHW32720



**1/2 Drive Deep Socket, High
Polished Chrome Finish, 6 Point 21
mm**
JHW32721



**1/2 Drive Deep Socket, High
Polished Chrome Finish, 6 Point 22
mm**
JHW32722



**1/2 Drive Deep Socket, High
Polished Chrome Finish, 6 Point 23
mm**
JHW32723



**1/2 Drive Deep Socket, High
Polished Chrome Finish, 6 Point 24
mm**
JHW32724