








**JHWWSSD11HRC**  
**1/2 Drive Deep Socket Set, 6 Point,  
SAE, 11 Pieces**



PRODUCT DETAILS

- Includes 1/2 Drive Deep 6 Point Sockets
  - Sizes: 1/2 to 1-1/8"
- SUPERTORQUE® lobular openings for greater turning power without deforming the fastener
  - Designed for maximum engagement on 6 point fasteners

PRODUCT ATTRIBUTES

Product					
JHWWSSD11HRC	11	16-1/2 in	5-1/2 in	3 in	6.16 lb

## SET CONTENT



**1/2 Drive Deep Socket, High  
Polished Chrome Finish, 6 Point,  
1/2**  
JHWSD-616



**1/2 Drive Deep Socket, High  
Polished Chrome Finish, 6 Point,  
9/16**  
JHWSD-618



**1/2 Drive Deep Socket, High  
Polished Chrome Finish, 6 Point,  
5/8**  
JHWSD-620



**1/2 Drive Deep Socket, High  
Polished Chrome Finish, 6 Point,  
11/16**  
JHWSD-622



**1/2 Drive Deep Socket, High  
Polished Chrome Finish, 6 Point,  
3/4**  
JHWSD-624



**1/2 Drive Deep Socket, High  
Polished Chrome Finish, 6 Point,  
13/16**  
JHWSD-626



**1/2 Drive Deep Socket, High  
Polished Chrome Finish, 6 Point,  
7/8**  
JHWSD-628



**1/2 Drive Deep Socket, High  
Polished Chrome Finish, 6 Point,  
15/16**  
JHWSD-630



**1/2 Drive Deep Socket, High  
Polished Chrome Finish, 6 Point, 1**  
JHWSD-632



**1/2 Drive Deep Socket, High  
Polished Chrome Finish, 6 Point,  
1-1/16**  
JHWSD-634



**1/2 Drive Deep Socket, High  
Polished Chrome Finish, 6 Point,  
1-1/8**  
JHWSD-636