








JHWBS-71CBA
1/2 Drive Construction Ratchet

PRODUCT DETAILS

- 36 tooth gear with 10 degree of engagement allows engagement in tight working areas
- Extra-large shift lever reverses action instantly and easily, even when wearing gloves
- Tapered spud handle easily lines up bolt holes

PRODUCT ATTRIBUTES

Product				A		
JHWBS-71CBA	1/2 in	10 °	36	1-1/2 in	15-13/16 in	2.54 lb