








JHWSH-130
1/2 Drive Deep, 1/2 Fx3/4 M



PRODUCT DETAILS

- Ball and spring socket retention
- Extension adapters offer convenience of extension and adapter in one tool
- Dial positions activate the meter along with two OFF positions for easy ON/OFF control
- Sleep mode allows the meter to turn off automatically to conserve battery life
- Analog bar graph helps visualize rapidly changing signals
- CULus 3111 agency approval insures the meter conforms to materials, components and testing set forth by the agency for safety
- CAT II 1, V and CAT III 6V rating positions it at the higher side of this safety rating for user selection criteria
- Built in tilt stand allows the meter to stand upright for easier visibility

PRODUCT ATTRIBUTES

Product					
JHWSH-130	1/2 in	3/4 in	1-15/16 in	1-1/8 in	0.36 lb