








**JHWSH-130B**  
**1/2 Drive Adaptor, 1/2 Female x 3/4 Male**



## PRODUCT DETAILS

- Ball and spring socket retention
- Extension adapters offer convenience of extension and adapter in one tool
- Dial positions activate the meter along with two OFF positions for easy ON/OFF control
- Sleep mode allows the meter to turn off automatically to conserve battery life
- Analog bar graph helps visualize rapidly changing signals
- CULus 3111 agency approval insures the meter conforms to materials, components and testing set forth by the agency for safety
- CAT II 1,V and CAT III 6V rating positions it at the higher side of this safety rating for user selection criteria
- Built in tilt stand allows the meter to stand upright for easier visibility

## PRODUCT ATTRIBUTES

Product					
<b>JHWSH-130B</b>	1/2 in	3/4 in	1-15/16 in	1-1/8 in	0.34 lb