







JHW32510
1/2 Drive Shallow Socket, High
Polished Chrome Finish, 6 Point 10
mm



PRODUCT DETAILS

- SUPERTORQUE® lobular openings for greater turning power without deforming the fastener
- Designed for quick engagement on both 6 point fasteners

PRODUCT ATTRIBUTES

Product			A	B	C	D	E		F	
JHW32510	1/2 in	10-mm	1-1/2 in	7/8 in	5/8 in	1/2 in	27/32 in	3/8 in	23/32 in	0.11 lb