







JHW32515
1/2 Drive Shallow Socket, High
Polished Chrome Finish, 6 Point 15
mm



PRODUCT DETAILS

- SUPERTORQUE® lobular openings for greater turning power without deforming the fastener
- Designed for quick engagement on both 6 point fasteners

PRODUCT ATTRIBUTES

Product			A	B	C	D	E		F	
JHW32515	1/2 in	15-mm	1-1/2 in	7/8 in	7/8 in	17/32 in	13/16 in	9/16 in		0.12 lb