







JHW32516
1/2 Drive Shallow Socket, High
Polished Chrome Finish, 6 Point 16
mm



PRODUCT DETAILS

- SUPERTORQUE® lobular openings for greater turning power without deforming the fastener
- Designed for quick engagement on both 6 point fasteners

PRODUCT ATTRIBUTES

Product			A	B	C	D	E		F	
JHW32516	1/2 in	16-mm	1-1/2 in	29/32 in	29/32 in	17/32 in	27/32 in	19/32 in		0.14 lb