







**JHW32520**  
**1/2 Drive Shallow Socket, High**  
**Polished Chrome Finish, 6 Point 20**  
**mm**



#### PRODUCT DETAILS

- SUPERTORQUE® lobular openings for greater turning power without deforming the fastener
- Designed for quick engagement on both 6 point fasteners

#### PRODUCT ATTRIBUTES

Product			<b>A</b>	<b>B</b>	<b>C</b>	<b>D</b>	<b>E</b>		<b>F</b>	
<b>JHW32520</b>	1/2 in	20-mm	1-1/2 in	1-3/32 in	1-3/32 in	25/32 in	15/16 in	47/64 in		0.2 lb