







**JHW32522**  
**1/2 Drive Shallow Socket, High**  
**Polished Chrome Finish, 6 Point 22**  
**mm**



#### PRODUCT DETAILS

- SUPERTORQUE® lobular openings for greater turning power without deforming the fastener
- Designed for quick engagement on both 6 point fasteners

#### PRODUCT ATTRIBUTES

Product			<b>A</b>	<b>B</b>	<b>C</b>	<b>D</b>	<b>E</b>		<b>F</b>	
<b>JHW32522</b>	1/2 in	22-mm	1-5/8 in	1-3/16 in	1-3/16 in	7/8 in	1-1/32 in	25/32 in		0.25 lb