







**JHW32710**  
**1/2 Drive Deep Socket, High**  
**Polished Chrome Finish, 6 Point 10**  
**mm**



#### PRODUCT DETAILS

- SUPERTORQUE® lobular openings for greater turning power without deforming the fastener
- Designed for quick engagement on both 6 and 12 point fasteners

#### PRODUCT ATTRIBUTES

Product			<b>A</b>	<b>B</b>	<b>C</b>	<b>D</b>	<b>E</b>		<b>F</b>	
<b>JHW32710</b>	1/2 in	10-mm	3-1/4 in	29/32 in	19/32 in	5/16 in	2-15/32 in	11/32 in	2-19/32 in	0.22 lb