







JHW32715
1/2 Drive Deep Socket, High
Polished Chrome Finish, 6 Point 15
mm



PRODUCT DETAILS

- SUPERTORQUE® lobular openings for greater turning power without deforming the fastener
- Designed for quick engagement on both 6 and 12 point fasteners

PRODUCT ATTRIBUTES

| Product |  |  | A | B | C | D | E |  | F |  |
|----------|---|---|----------|----------|--------|--------|------------|---|---|---|
| JHW32715 | 1/2 in | 15-mm | 3-1/4 in | 29/32 in | 7/8 in | 3/8 in | 2-11/32 in | 15/32 in | | 0.24 lb |