







**JHW32725**  
**1/2 Drive Deep Socket, High**  
**Polished Chrome Finish, 6 Point 25**  
**mm**



#### PRODUCT DETAILS

- SUPERTORQUE® lobular openings for greater turning power without deforming the fastener
- Designed for quick engagement on both 6 and 12 point fasteners

#### PRODUCT ATTRIBUTES

Product			<b>A</b>	<b>B</b>	<b>C</b>	<b>D</b>	<b>E</b>		<b>F</b>	
<b>JHW32725</b>	1/2 in	25-mm	3-1/4 in	1-5/16 in	1-5/16 in	13/16 in	2-1/4 in	15/16 in		0.59 lb