







JHWSD-616
1/2 Drive Deep Socket, High
Polished Chrome Finish, 6 Point,
1/2



PRODUCT DETAILS

- SUPERTORQUE® lobular openings for greater turning power without deforming the fastener
- Designed for maximum engagement on 6 point fasteners

PRODUCT ATTRIBUTES

Product			A	B	C	D	E		F	
JHWSD-616	1/2 in	1/2 in	3-1/4 in	29/32 in	3/4 in	13/32 in	2-19/32 in	15/32 in	2-15/32 in	0.26 lb