



JHWSD-622





**1/2 Drive Deep Socket, High
Polished Chrome Finish, 6 Point,
11/16**



PRODUCT DETAILS

- SUPERTORQUE® lobular openings for greater turning power without deforming the fastener
- Designed for maximum engagement on 6 point fasteners

PRODUCT ATTRIBUTES

Product			A	B	C	D	E		F	
JHWSD-622	1/2 in	11/16 in	3-1/4 in	31/32 in	31/32 in	17/32 in	2-11/32 in	21/32 in		0.35 lb