







JHWSD-630
1/2 Drive Deep Socket, High
Polished Chrome Finish, 6 Point,
15/16



PRODUCT DETAILS

- SUPERTORQUE® lobular openings for greater turning power without deforming the fastener
- Designed for maximum engagement on 6 point fasteners

PRODUCT ATTRIBUTES

Product			A	B	C	D	E		F	
JHWSD-630	1/2 in	15/16 in	3-1/4 in	1-9/32 in	1-9/32 in	3/4 in	2-9/32 in	29/32 in		0.64 lb