







**JHWSD-632**  
**1/2 Drive Deep Socket, High**  
**Polished Chrome Finish, 6 Point, 1**



**PRODUCT DETAILS**

- SUPERTORQUE® lobular openings for greater turning power without deforming the fastener
- Designed for maximum engagement on 6 point fasteners

**PRODUCT ATTRIBUTES**

Product			<b>A</b>	<b>B</b>	<b>C</b>	<b>D</b>	<b>E</b>		<b>F</b>	
<b>JHWSD-632</b>	1/2 in	1 in	3-1/4 in	1-11/32 in	1-11/32 in	3/4 in	2-1/4 in	1 in		0.66 lb