







**JHWSTM-1215**  
**1/2 Drive Shallow Socket, High**  
**Polished Chrome Finish, 12 Point,**  
**15 mm**



**PRODUCT DETAILS**

- SUPERTORQUE® lobular openings for greater turning power without deforming the fastener
- Designed for quick engagement on both 6 and 12 point fasteners

**PRODUCT ATTRIBUTES**

Product			<b>A</b>	<b>B</b>	<b>C</b>	<b>D</b>	<b>E</b>		<b>F</b>	
<b>JHWSTM-1215</b>	1/2 in	15-mm	1 1/2 in	29/32 in	7/8 in	3/8 in	7/8 in	15/32 in		0.15 lb