



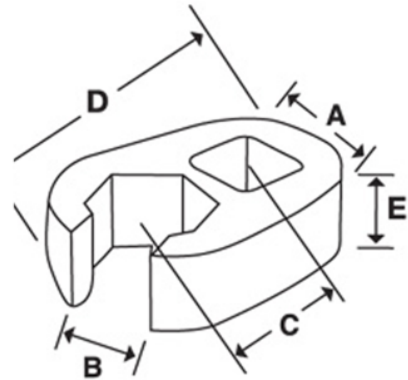
**JHWSCOE52**  
**1/2 Drive Open End Crowfoot**  
**Wrench, Satin Chrome Finish,**  
**1-5/8"**



**PRODUCT DETAILS**



- Crowfoot wrenches are professional quality, made of high grade steel

- Featuring an open end with a continuous arc for constant contact with the fastener for greater turning power without deforming the fastener



# PRODUCT ATTRIBUTES

Product: **JHWSCOE52**

|   |            |   |           |          |           |
|---|------------|---|-----------|----------|-----------|
|  | 1/2 in     |  | 1-5/8 in  | <b>A</b> | 3-7/32 in |
| <b>C</b>  | 1-31/32 in | <b>E</b>  | 1/2 in    | <b>F</b> | 5/8 in    |
| <b>D</b>  | 3.25 in    | <b>A</b>  | 2-9/16 in | <b>E</b> | 1-1/16 in |
| <b>B</b>  | 1-3/8 in   | <b>lb</b>   | 0.73 lb   |          |           |