

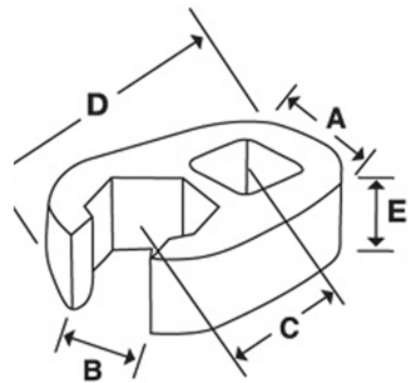


JHWSCOE54
1/2 Drive Open End Crowfoot
Wrench, Satin Chrome Finish,
1-11/16"





PRODUCT DETAILS

- Crowfoot wrenches are professional quality, made of high grade steel
- Featuring an open end with a continuous arc for constant contact with the fastener for greater turning power without deforming the fastener



PRODUCT ATTRIBUTES

Product: **JHWSCOE54**

| | | | | | |
|---|-----------|---|------------|----------|-----------|
|  | 1/2 in |  | 1-11/16 in | A | 3-1/3 in |
| C | 2-3/16 in | E | 1/2 in | F | 5/8 in |
| D | 3.25 in | A | 2-1/2 in | E | 1-1/16 in |
| B | 1-7/16 in | lb | 0.85 lb | | |