







JHW14-616
1/2 Drive Deep Impact Socket 6-Point 1/2", Black Industrial Finish



PRODUCT DETAILS

- SUPERTORQUE® lobular openings for greater turning power without deforming the fastener
- Designed for maximum engagement on 6 point fasteners
- Suitable for use with pneumatic and electric impact wrenches
- Specially heat treated for impact use to provide long life, safety, and durability

PRODUCT ATTRIBUTES

Product			A	B	C	D	E		F	
JHW14-616	1/2 in	1/2 in	3-1/4 in	29/32 in	13/16 in	13/32 in	2-5/8 in	15/32 in	13/32 in	0.33 lb