







JHW14-630
1/2 Drive Deep Impact Socket 6-Point 15/16", Black Industrial Finish



PRODUCT DETAILS

- SUPERTORQUE® lobular openings for greater turning power without deforming the fastener
- Designed for maximum engagement on 6 point fasteners
- Suitable for use with pneumatic and electric impact wrenches
- Specially heat treated for impact use to provide long life, safety, and durability

PRODUCT ATTRIBUTES

Product			A	B	C	D	E		F	
JHW14-630	1/2 in	15/16 in	3-1/2 in	1-3/8 in	1-3/8 in	3/4 in	2-1/4 in	15/16 in	3/4 in	0.89 lb