







JHW14-648
**1/2 Drive Deep Impact Socket 6-
Point 1-1/2", Black Industrial
Finish**



PRODUCT DETAILS

- SUPERTORQUE® lobular openings for greater turning power without deforming the fastener
- Designed for maximum engagement on 6 point fasteners
- Suitable for use with pneumatic and electric impact wrenches
- Specially heat treated for impact use to provide long life, safety, and durability

PRODUCT ATTRIBUTES

Product			A	B	C	D	E		F	
JHW14-648	1/2 in	1-1/2 in	3-1/2 in	1-9/16 in	2-1/8 in	29/32 in	2-7/8 in	1-1/16 in	29/32 in	1.87 lb