



**JHW14M-625**  
**1/2" Drive Deep Impact Socket 6-Point 25 mm, Black Industrial Finish**







**PRODUCT DETAILS**

- SUPERTORQUE™ lobular openings for greater turning power without deforming the fastener
- Designed for maximum engagement on 6 point fasteners
- Suitable for use with pneumatic and electric impact wrenches
- Specially heat treated for impact use to provide long life, safety, and durability



PRODUCT ATTRIBUTES

Product			<b>A</b>	<b>B</b>	<b>C</b>	<b>D</b>	<b>E</b>		<b>F</b>	
<b>JHW14M-625</b>	1/2 in	25 mm	3-1/2 in	1-7/16 in	1-7/16 in	5/8 in	2-7/64 in	29/32 in	5/8 in	0.97 lb