







JHW35516
1/2 Drive 1/2 Shallow Impact
Socket 12 Point, Black Industrial
Finish



PRODUCT DETAILS

- SUPERTORQUE® lobular openings for greater turning power without deforming the fastener
- Designed for maximum engagement on 6 and 12 point fasteners
- Suitable for use with pneumatic and electric impact wrenches
- Specially heat treated for impact use to provide long life, safety, and durability
- Drive end features pin retention hole and groove

PRODUCT ATTRIBUTES

Product			A	B	C	D	E		F	
JHW35516	1/2 in	1/2 in	1-1/2 in	7/8 in	3/4 in	3/8 in		1/4 in	5/8 in	0.12 lb