







**JHW35538**  
**1/2 Drive 1-3/16 Shallow Impact**  
**Socket 12 Point, Black Industrial**  
**Finish**



#### PRODUCT DETAILS

- SUPERTORQUE® lobular openings for greater turning power without deforming the fastener
- Designed for maximum engagement on 6 and 12 point fasteners
- Suitable for use with pneumatic and electric impact wrenches
- Specially heat treated for impact use to provide long life, safety, and durability
- Drive end features pin retention hole and groove

#### PRODUCT ATTRIBUTES

Product			A	B	C	D	E		F	
JHW35538	1/2 in	1-3/16 in	1-9/16 in	1-1/2 in	1-5/8 in	3/4 in		1 in	9/16 in	0.52 lb