



JHW35540





**1/2 Drive 1-1/4 Shallow Impact
Socket 12 Point, Black Industrial
Finish**



PRODUCT DETAILS

- SUPERTORQUE® lobular openings for greater turning power without deforming the fastener
- Designed for maximum engagement on 6 and 12 point fasteners
- Suitable for use with pneumatic and electric impact wrenches
- Specially heat treated for impact use to provide long life, safety, and durability
- Drive end features pin retention hole and groove

PRODUCT ATTRIBUTES

Product			A	B	C	D	E		F	
JHW35540	1/2 in	1-1/4 in	1-9/16 in	1-1/2 in	1-3/4 in	3/4 in		1-1/8 in	9/16 in	0.56 lb