








**JHW35542**  
**1/2 Drive 1-5/16 Shallow Impact**  
**Socket 12 Point, Black Industrial**  
**Finish**



**PRODUCT DETAILS**

- SUPERTORQUE® lobular openings for greater turning power without deforming the fastener
- Designed for maximum engagement on 6 and 12 point fasteners
- Suitable for use with pneumatic and electric impact wrenches
- Specially heat treated for impact use to provide long life, safety, and durability
- Drive end features pin retention hole and groove

**PRODUCT ATTRIBUTES**

Product			<b>A</b>	<b>B</b>	<b>C</b>	<b>D</b>	<b>E</b>			
<b>JHW35542</b>	1/2 in	1-5/16 in	1-5/8 in	1-1/2 in	1-3/4 in	7/8 in		1-1/8 in	9/16 in	0.65 lb