



**JHW35546**





**1/2 Drive 1-7/16 Shallow Impact  
Socket 12 Point, Black Industrial  
Finish**



## PRODUCT DETAILS

- SUPERTORQUE® lobular openings for greater turning power without deforming the fastener
- Designed for maximum engagement on 6 and 12 point fasteners
- Suitable for use with pneumatic and electric impact wrenches
- Specially heat treated for impact use to provide long life, safety, and durability
- Drive end features pin retention hole and groove

## PRODUCT ATTRIBUTES

Product			<b>A</b>	<b>B</b>	<b>C</b>	<b>D</b>	<b>E</b>		<b>F</b>	
<b>JHW35546</b>	1/2 in	1-7/16 in	1-5/8 in	1-1/2 in	2 in	7/8 in		1-1/4 in	9/16 in	0.7 lb