







JHW35548
1/2 Drive 1-1/2 Shallow Impact
Socket 12 Point, Black Industrial
Finish



PRODUCT DETAILS

- SUPERTORQUE® lobular openings for greater turning power without deforming the fastener
- Designed for maximum engagement on 6 and 12 point fasteners
- Suitable for use with pneumatic and electric impact wrenches
- Specially heat treated for impact use to provide long life, safety, and durability
- Drive end features pin retention hole and groove

PRODUCT ATTRIBUTES

| Product |  |  | A | B | C | D | E |  | F |  |
|-----------------|---|---|----------|----------|----------|----------|----------|---|----------|---|
| JHW35548 | 1/2 in | 1-1/2 in | 1-5/8 in | 1-1/2 in | 2 in | 1 in | | 1-3/8 in | 9/16 in | 0.72 lb |