







**JHW37635**  
**1/2 Drive 35 mm Shallow Impact**  
**Socket 12 Point, Black Industrial**  
**Finish**



PRODUCT DETAILS

- SUPERTORQUE® lobular openings for greater turning power without deforming the fastener
  - Designed for maximum engagement on 6 and 12 point fasteners
- Suitable for use with pneumatic and electric impact wrenches
  - Specially heat treated for impact use to provide long life, safety, and durability

PRODUCT ATTRIBUTES

Product			A	B	C	D	E		F	
JHW37635	1/2 in	35-mm	2 in	1-1/2 in	2 in	7/8 in		1-1/4 in	9/16 in	0.84 lb