







**JHW4-616**  
**1/2" Drive Standard Impact Socket**  
**6-Point 1/2", Black Industrial**  
**Finish**



#### PRODUCT DETAILS

- SUPERTORQUE® lobular openings for greater turning power without deforming the fastener
- Designed for maximum engagement on 6 point fasteners
- Suitable for use with pneumatic and electric impact wrenches
- Specially heat treated for impact use to provide long life, safety, and durability

#### PRODUCT ATTRIBUTES

Product			A	B	C	D	E		F	
JHW4-616	1/2 in	1/2 in	1-1/2 in	29/32 in	13/16 in	13/32 in	7/8 in	15/32 in	11/16 in	0.15 lb