







**JHW7-636**  
**1" Drive Shallow Impact Socket 6-Point 1-1/8", Black Industrial Finish**



**PRODUCT DETAILS**

- SUPERTORQUE® lobular openings for greater turning power without deforming the fastener
- Designed for maximum engagement on 6 point fasteners
- Suitable for use with pneumatic and electric impact wrenches
- Specially heat treated for impact use to provide long life, safety, and durability

**PRODUCT ATTRIBUTES**

Product			<b>A</b>	<b>B</b>	<b>C</b>	<b>D</b>	<b>E</b>		<b>F</b>	
<b>JHW7-636</b>	1 in	1-1/8 in	2-1/4 in	2-1/8 in	1-7/8 in	11/16 in	1-1/16 in	13/16 in	7/8 in	1.35 lb