







**JHW7-640**  
**1" Drive Shallow Impact Socket 6-Point 1-1/4", Black Industrial Finish**



**PRODUCT DETAILS**

- SUPERTORQUE® lobular openings for greater turning power without deforming the fastener
  - Designed for maximum engagement on 6 point fasteners
- Suitable for use with pneumatic and electric impact wrenches
  - Specially heat treated for impact use to provide long life, safety, and durability

**PRODUCT ATTRIBUTES**

| Product  |  |  | A        | B        | C    | D      | E         |  | F      |  |
|----------|---|---|----------|----------|------|--------|-----------|---|--------|---|
| JHW7-640 | 1 in  | 1-1/4 in  | 2-3/8 in | 2-1/8 in | 2 in | 3/4 in | 1-3/16 in | 15/16 in  | 7/8 in | 1.43 lb   |