



**JHW7-648**





**1" Drive Shallow Impact Socket 6-Point 1-1/2", Black Industrial Finish**



## PRODUCT DETAILS

- SUPERTORQUE® lobular openings for greater turning power without deforming the fastener
- Designed for maximum engagement on 6 point fasteners
- Suitable for use with pneumatic and electric impact wrenches
- Specially heat treated for impact use to provide long life, safety, and durability

## PRODUCT ATTRIBUTES

Product			A	B	C	D	E		F	
JHW7-648	1 in	1-1/2 in	2-5/8 in	2-1/4 in	2-11/32 in	15/16 in	1-15/32 in	1-1/2 in	1-5/8 in	2 lb