







JHW7-680
1" Drive Shallow Impact Socket 6-Point 2-1/2", Black Industrial Finish



PRODUCT DETAILS

- SUPERTORQUE® lobular openings for greater turning power without deforming the fastener
- Designed for maximum engagement on 6 point fasteners
- Suitable for use with pneumatic and electric impact wrenches
- Specially heat treated for impact use to provide long life, safety, and durability

PRODUCT ATTRIBUTES

Product			A	B	C	D	E		F	
JHW7-680	1 in	2-1/2 in	3-5/8 in	2-3/8 in	3-1/2 in	1-5/8 in	2-15/32 in	2-1/2 in	2-5/8 in	4.36 lb