



**JHW41186**  
**1-1/2 Drive 2-11/16 Shallow Impact**  
**Socket 12 Point , Black Industrial**  
**Finish**







#### PRODUCT DETAILS

- SUPERTORQUE® lobular openings for greater turning power without deforming the fastener
- Designed for maximum engagement on 6 and 12 point fasteners
- Suitable for use with pneumatic and electric impact wrenches
- Specially heat treated for impact use to provide long life, safety, and durability



PRODUCT ATTRIBUTES

Product			<b>A</b>	<b>B</b>	<b>C</b>	<b>D</b>	<b>E</b>		<b>F</b>	
<b>JHW41186</b>	1-1/2 in	2-11/16 in	3-3/4 in	3-3/8 in	4-3/16 in	1-5/8 in		2-7/16 in	1-3/4 in	7.23 lb