

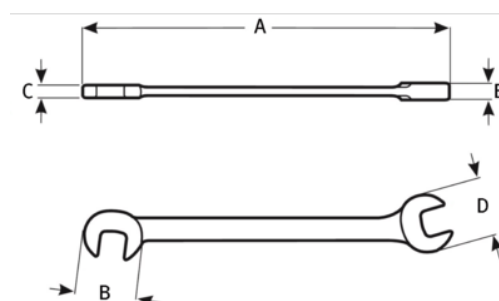


JHW1721
Chrome Satin Finish Double Head
Open End Wrench 5/16 X 3/8





PRODUCT DETAILS

- Two openings in each wrench with 45° chamfer on wrench ends allow easy placement of wrench on the fastener
- Continuous arc design minimizes spreading and is stronger than “V” design
- Satin chrome finish provides good grip and cleans easily



PRODUCT ATTRIBUTES

| Product |  | A | C | E |  |
|----------------|---|-----------|----------|----------|---|
| JHW1721 | 3/8x7/16 in | 5-5/16 in | 3/16 in | 7/32 in | 0.07 lb |