

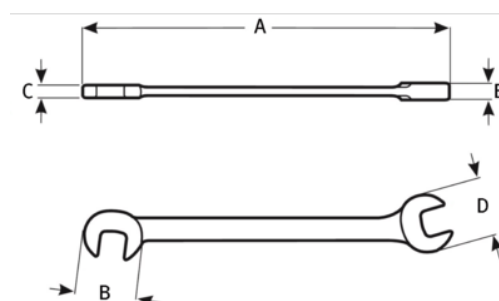


JHW1723
Chrome Satin Finish Double Head
Open End Wrench 3/8 X 7/16





PRODUCT DETAILS

- Two openings in each wrench with 45° chamfer on wrench ends allow easy placement of wrench on the fastener
- Continuous arc design minimizes spreading and is stronger than “V” design
- Satin chrome finish provides good grip and cleans easily



PRODUCT ATTRIBUTES

Product		A	C	E	
JHW1723	7/16x1/2 in	5-31/32 in	7/32 in	1/4 in	0.1 lb