

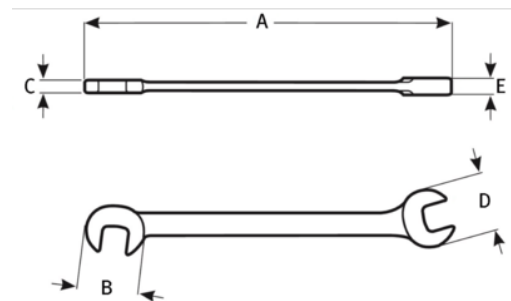


**JHW1725B**  
**Chrome Satin Finish Double Head**  
**Open End Wrench 1/2 X 9/16**





**PRODUCT DETAILS**

- Two openings in each wrench with 45° chamfer on wrench ends allow easy placement of wrench on the fastener
- Continuous arc design minimizes spreading and is stronger than “V” design
- Satin chrome finish provides good grip and cleans easily



**PRODUCT ATTRIBUTES**

Product		<b>A</b>	<b>C</b>	<b>E</b>	
<b>JHW1725B</b>	5/8x3/4 in	8-9/32 in	9/32 in	11/32 in	0.19 lb