

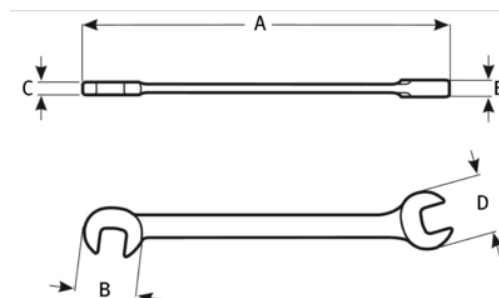


JHW1727
Chrome Satin Finish Double Head
Open End Wrench 9/16 X 5/8





PRODUCT DETAILS

- Two openings in each wrench with 45° chamfer on wrench ends allow easy placement of wrench on the fastener
- Continuous arc design minimizes spreading and is stronger than “V” design
- Satin chrome finish provides good grip and cleans easily



PRODUCT ATTRIBUTES

Product		A	C	E	
JHW1727	11/16x3/4 in	8-21/32 in	5/16 in	11/32 in	0.24 lb