

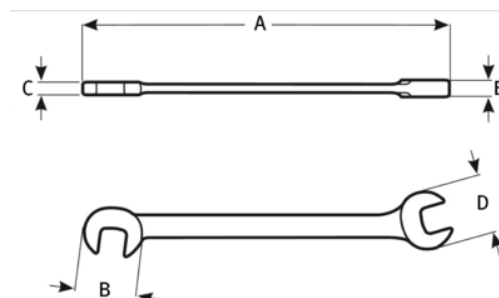


**JHW1729**  
**Chrome Satin Finish Double Head**  
**Open End Wrench 5/8 X 3/4**





## PRODUCT DETAILS

- Two openings in each wrench with 45° chamfer on wrench ends allow easy placement of wrench on the fastener
- Continuous arc design minimizes spreading and is stronger than “V” design
- Satin chrome finish provides good grip and cleans easily



## PRODUCT ATTRIBUTES

Product		<b>A</b>	<b>C</b>	<b>E</b>	
<b>JHW1729</b>	3/4x13/16 in	9-11/32 in	11/32 in	3/8 in	0.34 lb