

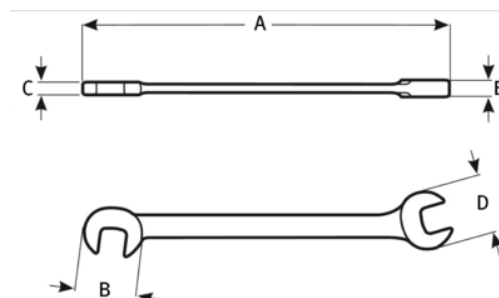


JHW1731B
Chrome Satin Finish Double Head
Open End Wrench 13/16 X 7/8





PRODUCT DETAILS

- Two openings in each wrench with 45° chamfer on wrench ends allow easy placement of wrench on the fastener
- Continuous arc design minimizes spreading and is stronger than “V” design
- Satin chrome finish provides good grip and cleans easily



PRODUCT ATTRIBUTES

Product		A	C	E	
JHW1731B	13/16x7/8 in	10-1/32 in	3/8 in	3/8 in	0.59 lb