

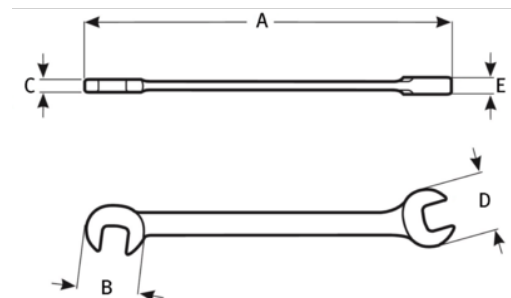


**JHWEWM-1213**  
**Chrome Satin Finish Open End**  
**Wrench 12 mm x 13 mm**





**PRODUCT DETAILS**

- Two openings in each wrench with 45° chamfer on wrench ends allow easy placement of wrench on the fastener
- Continuous arc design minimizes spreading and is stronger than “V” design
- Satin chrome finish provides good grip and cleans easily



PRODUCT ATTRIBUTES

Product		<b>A</b>	<b>C</b>	<b>E</b>	
<b>JHWEWM-1213</b>	12x13 mm	6-3/16 in	1/4 in	1/4 in	0.14 lb