

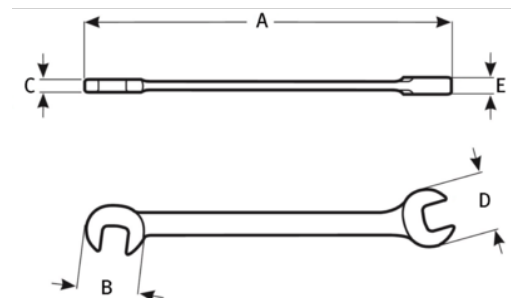


**JHWEWM-1415**  
**Chrome Satin Finish Open End**  
**Wrench 14 mm x 15 mm**





**PRODUCT DETAILS**

- Two openings in each wrench with 45° chamfer on wrench ends allow easy placement of wrench on the fastener
- Continuous arc design minimizes spreading and is stronger than “V” design
- Satin chrome finish provides good grip and cleans easily



PRODUCT ATTRIBUTES

Product		<b>A</b>	<b>C</b>	<b>E</b>	
<b>JHWEWM-1415</b>	14x15 mm	7-1/32 in	9/32 in	9/32 in	0.22 lb