



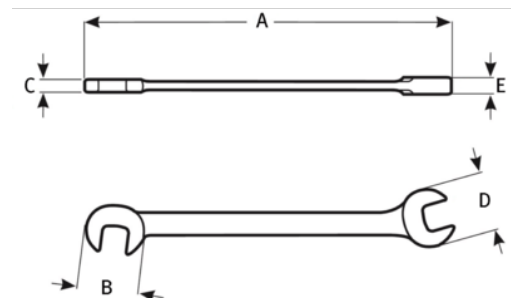
JHWEWM-2224

**Chrome Satin Finish Open End  
Wrench 22 mm x 24 mm**





PRODUCT DETAILS

- Two openings in each wrench with 45° chamfer on wrench ends allow easy placement of wrench on the fastener
- Continuous arc design minimizes spreading and is stronger than “V” design
- Satin chrome finish provides good grip and cleans easily



PRODUCT ATTRIBUTES

Product		A	C	E	
<a href="#">JHWEWM-2224</a>	22x24 mm	10-3/4 in	3/8 in	13/32 in	0.74 lb