

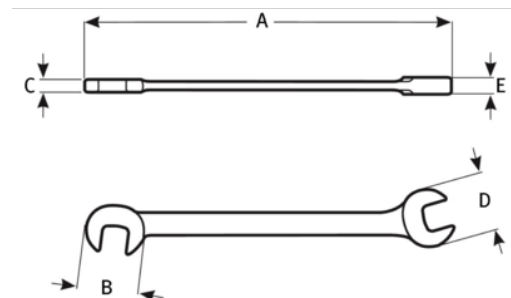


JHWEWM-2427
Chrome Satin Finish Open End
Wrench 24 mm x 27 mm





PRODUCT DETAILS

- Two openings in each wrench with 45° chamfer on wrench ends allow easy placement of wrench on the fastener
- Continuous arc design minimizes spreading and is stronger than “V” design
- Satin chrome finish provides good grip and cleans easily



PRODUCT ATTRIBUTES

Product		A	C	E	
JHWEWM-2427	24x27 mm	11-29/32 in	13/32 in	7/16 in	0.89 lb