

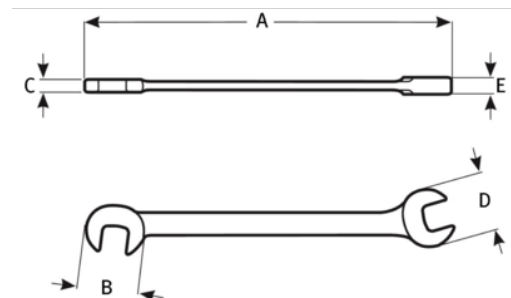


**JHWEWM3032**  
**Chrome Satin Finish Open End**  
**Wrench 30 mm x 32 mm**





**PRODUCT DETAILS**

- Two openings in each wrench with 45° chamfer on wrench ends allow easy placement of wrench on the fastener
- Continuous arc design minimizes spreading and is stronger than “V” design
- Satin chrome finish provides good grip and cleans easily



PRODUCT ATTRIBUTES

Product		<b>A</b>	<b>C</b>	<b>E</b>	
<b>JHWEWM3032</b>	30x32 mm	14-1/2 in	15/32 in	1/2 in	1.68 lb